

# LESSON 3

## ASK FOR AND GIVE DIRECTIONS



**YUSEF SAYED**




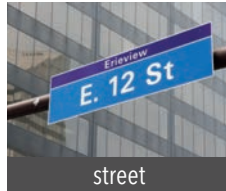
@YusefS

How do I get to Putnam's?



### 1 VOCABULARY Words for getting around town

**A** 04-21 Listen. Then listen and repeat.



**B** 04-22 Listen to the conversations. Circle the correct answer.

1. a.



b.



4. a.



b.



7. a.



b.




2. a.



b.



5. a.



b.



8. a.



b.




3. a.



b.



6. a.




b.



9. a.



b.



**C PAIRS** Talk about places in your neighborhood.

**A:** There's a bridge on Third Street.

**B:** There's a bus stop on Oak Avenue. It's on the corner.

#### Places

shopping center  
park  
restaurant  
drugstore  
library  
supermarket  
coffee shop



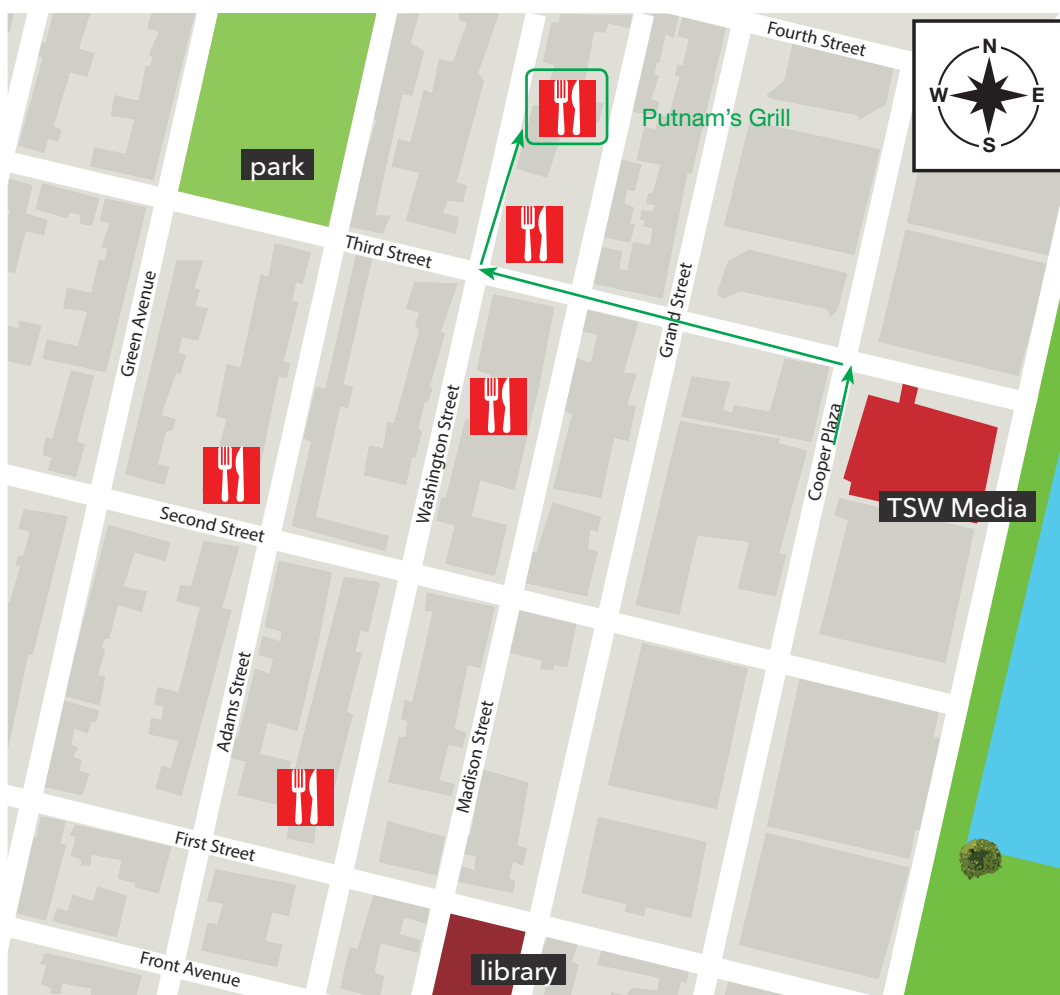
### 2 GRAMMAR The imperative: Affirmative and negative

Affirmative	Negative
Turn right.	Don't turn left.
Walk.	Don't take a cab.
Go north.	Don't go south.
Cross the street.	Don't go straight.

>> FOR PRACTICE, GO TO PAGE 114

### 3 LISTENING

- A** ▶ 04-24 Listen. Why is Dan calling Yusef? \_\_\_\_\_



- B** ▶ 04-24 Read the Listening Skill. Listen again.  
Start at TSW Media. Draw the route on the map.  
Label Putnam's Grill.
- C** **PAIRS** Take turns asking for and giving directions to Putnam's Grill. Student A starts at the park. Student B starts at the library.
- A:** How do I get to Putnam's Grill? **B:** Walk ...

#### LISTENING SKILL

Listen to follow directions

When listening for directions, focus on the direction words and street names.

### 4 TRY IT YOURSELF

- A** **MAKE IT PERSONAL** Think of a place near your school. Draw or find a map. Label your school, the streets, and show the direction north. Write directions from your school to the place.
- B** **PAIRS** Student A, read the directions to the place. Student B, follow the directions on your partner's map. Point to the place. Guess where you are.

Turn left.  
Walk three blocks south.  
Cross the street.

■ I CAN ASK FOR AND GIVE DIRECTIONS.

